

EVERCARE™-TREATED FLOORS

APPLYING WAX FOR A BRILLIANT FINISH

Mipolam Troplan / Cosmo / Elegance / Accord / Esprit / Symbioz



Manual washing equipment

Disposable microfibre mop or gauze



Mechanical cleaning equipment

Auto scrubber, rotocleaner or single-brush machine








Surface cleaning equipment



Mechanical cleaning disk

3M (or equivalent) colour disks

Caution: This procedure is used only for meeting the aesthetic need for shine. All the characteristics of the surface treatment will be lost (chemical resistance, ease of cleaning, resistance to dirt accumulation).

	Minimum frequency	Equipment used	Cleaning products	Cleaning methods
Stripping of the surface		  or 	Alkaline detergent	<ul style="list-style-type: none"> Scrubbing with single-brush machine and brown or black disk at 160 rpm with water.
Surface cleaning			-	<ul style="list-style-type: none"> Vacuum suction of the residue from the floor surface.
Application of a self-shining acrylic wax			Acrylic emulsion	<ul style="list-style-type: none"> Apply the emulsion in several coats using a mop according to the manufacturer's instructions Leave to dry
Daily cleaning		Refer to the acrylic emulsion manufacturer for guidance on adapting the care protocols		
Deep cleaning		Refer to the acrylic emulsion manufacturer for guidance on adapting the care protocols		

In order to provide you with the best results in terms of appearance, **Gerflor recommends that you use the following products.**

Here is a non-exhaustive list of products recommended by the main manufacturers:

DIVERSEY: Floor Finish

ECOLAB: Isi Star, Lodan Star

KIEHL: Thermo-hospital, Céradur, Vérodur satiné

TANA / WERNER: Shine protection, B250 Universal